


Dong-Ah Geological Engineering Co., Ltd.

2017

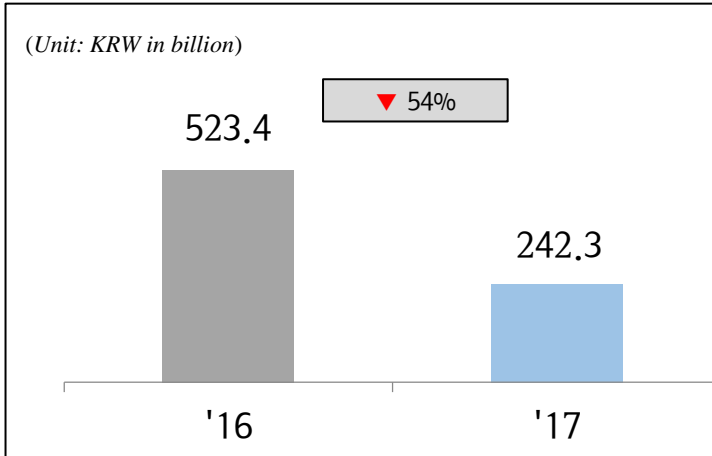




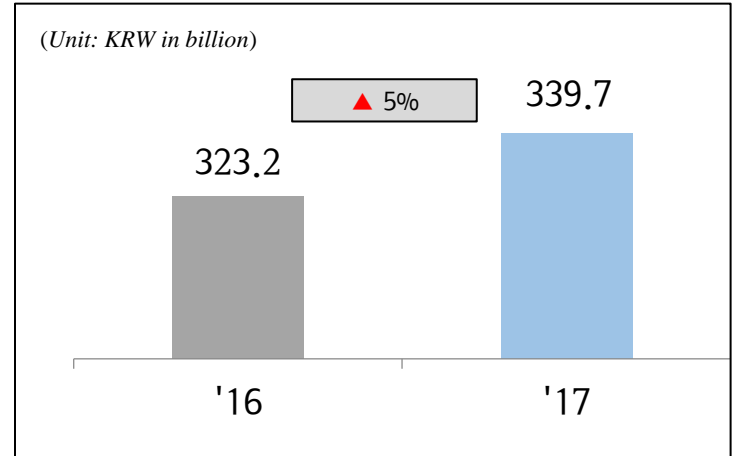
Contents

- 1 **2017 RESULTS**
- 2 **NEW ORDERS & CONTRACTS BALANCE**
- 3 **FINANCIAL STATEMENTS**

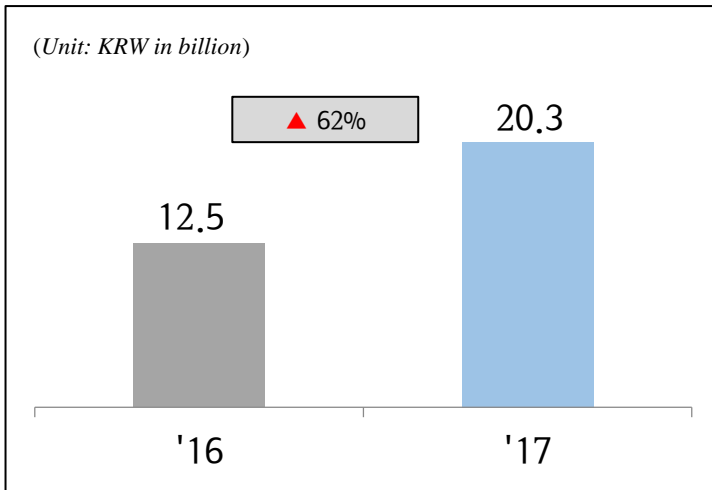
■ **NEW ORDERS**



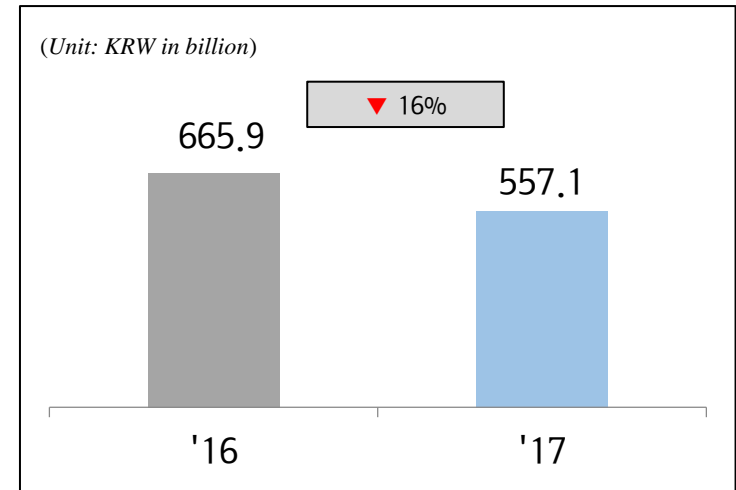
■ **SALES**



■ **OPERATING PROFIT**



■ **CONTRATCS BALANCE**



NEW ORDERS

(Unit: KRW in billion)

DIVISION	2015	2016	2017
DOMESTIC	141	263	244
OVERSEAS	142	260	(2)
TOTAL	283	523	242

CONTRACTS BALANCE

(Unit: KRW in billion)

DIVISION	2015	2016	2017
DOMESTIC	220	301	400
OVERSEAS	247	365	157
TOTAL	467	666	557

DIVISION	2015	2016	2017 3Q
TBM	160	(29)	92
Ground Improvement	56	310	39
Others	67	242	111
TOTAL	283	523	242

DIVISION	2015	2016	2017 3Q
TBM	314	144	156
Ground Improvement	63	258	116
Others	90	264	285
TOTAL	467	666	557

(Unit: KRW in billion, except per share)

ACCOUNT	2015	2016	2017
TOTAL ASSETS	259	299	257
CURRENT ASSETS	177	208	175
NON-CURRENT ASSETS	82	91	82
TOTAL LIABILITIES	121	149	101
CURRENT LIABILITIES	114	142	99
NON-CURRENT LIABILITIES	7	7	2
TOTAL EQUITY	138	149	156
SHARE CAPITAL	5.7	5.7	5.7
DEBT RATIO	87 %	100%	65%
SALES	297	323	340
OPERATING PROFIT	4.0	12.5	20.3
NET INCOME	4.5	11.4	17.1
EARNINGS PER SHARE	₩ 404	₩ 1,007	₩ 1,514

2020
Go together
Get Tomorrow

<http://www.dage.co.kr>

